

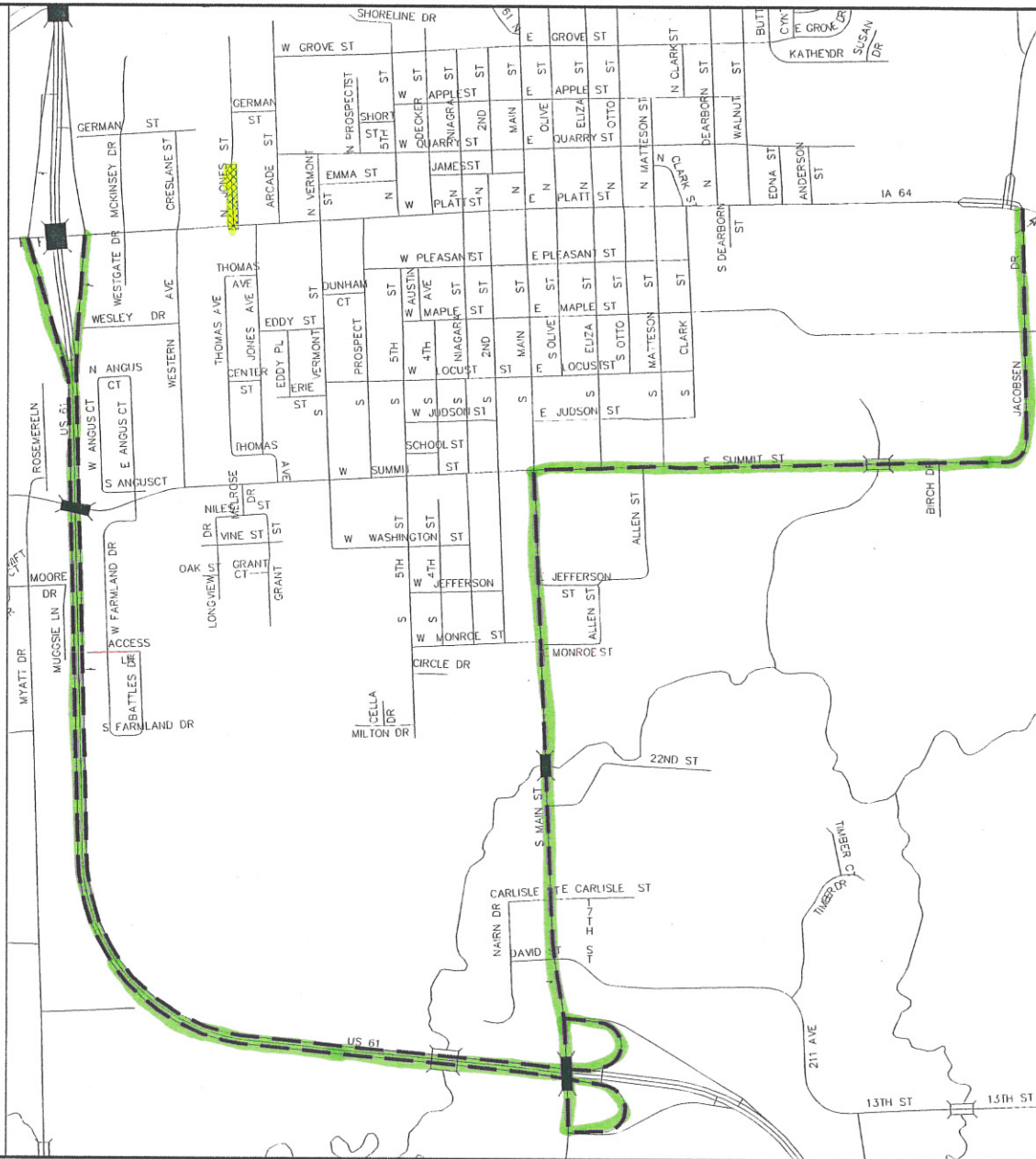



**GENERAL NOTES:**

1. ALL TRAFFIC ON PLATT ST. (IA 64) AT THE INTERSECTION OF NORTH JONES ST. WILL BE DETOURED.
2. PLATT STREET (IA 64) DETOUR USES SUMMIT ST., S. MAIN ST., AND US HWY 61.
3. CONTRACTOR IS RESPONSIBLE FOR DETOUR SIGNING. CONTRACTOR TO NOTIFY IOWA DOT HIGHWAY MAINTENANCE SUPERVISOR PRIOR TO SIGN PLACEMENT ON IOWA 64, IOWA 62, & US HWY 61 (563-652-2885). DETOUR RELATED SIGNS AND POST INSTALLATIONS SHALL HAVE THE SAME OFFSET AS EXISTING SIGNS ALONG THE ROADWAY.
4. CONTRACTOR TO NOTIFY FRANK ELLENZ, CITY OF MAQUOKETA PUBLIC WORKS (563-652-4628), PRIOR TO SIGN PLACEMENT ON CITY STREETS.
5. ALL TEMPORARY TRAFFIC CONTROL SIGNS AND DEVICES SHALL BE IN CONFORMANCE WITH THE MOST RECENT EDITION OF THE MANUAL ON UNIFORM TRAFFIC CONTROL DEVICES. ALL SIGNS SHALL BE IN CONFORMANCE WITH THE STANDARD HIGHWAY SIGNS BOOK. ALL TRAFFIC CONTROL DEVICES SHALL BE FURNISHED, ERECTED, AND MAINTAINED BY THE CONTRACTOR. THIS SHALL INCLUDE INSPECTION DURING WORKING HOURS, NIGHTTIME, AND WEEKENDS TO ASSURE THAT THE DEVICES ARE CORRECTLY POSITIONED AND IN WORKING ORDER.
6. THE BACKSIDE OF THE TYPE III BARRICADES SHALL BE FULLY REFLECTORIZED. STRIPES SHALL BE PROPERLY SLOPED DOWN TOWARD THE TRAFFIC SIDE.
7. SIGNS MOUNTED ON TYPE III BARRICADES MAY NOT COVER THE BOTTOM TWO RAILS.
8. PROPOSED SIGN SPACING MAY BE MODIFIED BY THE CONTRACTOR TO MEET EXISTING FIELD CONDITIONS OR TO PREVENT OBSTRUCTION OF THE MOTORIST'S VIEW OF PERMANENT SIGNING. ALL ADJUSTMENTS ARE SUBJECT TO APPROVAL BY THE ENGINEER AND MUST BE DOCUMENTED IN THE TRAFFIC CONTROL DIARY.
9. PERMANENT SIGNING THAT CONVEYS A MESSAGE IN CONFLICT WITH THE MESSAGE OF THE TEMPORARY SIGNING AND NOT APPLICABLE TO THE WORKING CONDITIONS SHALL BE COVERED (OBSCURED) BY THE CONTRACTOR WHEN DIRECTED BY THE ENGINEER.
10. THE CONTRACTOR IS RESPONSIBLE FOR PEDESTRIAN AND HAZARD PROTECTION NOT SPECIFICALLY SHOWN ON THESE PLANS BUT DICTATED BY CONSTRUCTION OPERATIONS FOR THE WORK AREA ESTABLISHED BY THIS CONTRACT. THE PEDESTRIAN PROTECTION SHALL CONSIST OF BARRICADES, SIGNS, AND ORANGE PLASTIC FENCE AS NEEDED FOR THE GUIDANCE OF PEDESTRIANS. TYPICALLY PEDESTRIAN SIGNING IS PLACED AT INTERSECTIONS SO PEDESTRIANS ARE NOT CONFRONTED WITH MID-BLOCK CROSSINGS. INSTALL R9-9 (24"x12" SIDEWALK CLOSED) SIGNS WHERE SIDEWALKS ARE NOT OPEN TO PEDESTRIAN TRAFFIC. IF AN ALTERNATE SIDEWALK IS AVAILABLE, THE R9-11 (24"x18" SIDEWALK CLOSED AHEAD CROSS HERE) SIGNS SHOULD BE USED, PROVIDED THE PEDESTRIANS ARE NOT BEING LED INTO DIRECT CONFLICTS WITH WORK SITE VEHICLES, EQUIPMENT, OPERATIONS OR EXCAVATIONS. ORANGE PLASTIC SAFETY FENCE AND BARRICADES SHOULD BE USED FOR ADDITIONAL PROTECTION IN AREAS WHERE PEDESTRIANS ARE PRESENT WITHIN THE SIDEWALK CLOSED AREA UNLESS TEMPORARY FENCING IS ALREADY INSTALLED IN THESE AREAS.
11. THE LOCATION FOR STORAGE OF EQUIPMENT BY THE CONTRACTOR DURING NON-WORKING HOURS SHALL BE IN SUCH A PLACE SO IT IS NOT SUBJECT TO BEING HIT BY ERRANT VEHICLES. EQUIPMENT SHALL NOT BE STORED WHERE IT BLOCKS THE VIEW OF TRAFFIC CONTROL DEVICES OR VISIBILITY AT INTERSECTIONS. THE CONTRACTOR SHALL NOT STORE MATERIALS OR EQUIPMENT OUTSIDE THE LOCATION OF THE ROAD CLOSURE BARRICADES.

**LEGEND**

- PLATT STREET (IA 64) DETOUR 
- PROJECT AREA 





**iiw**  
ARCHITECTURE  
CIVIL ENGINEERING  
CONSTRUCTION SERVICES  
ENVIRONMENTAL ENGINEERING  
LAND SURVEYING  
MUNICIPAL ENGINEERING  
STRUCTURAL ENGINEERING  
TRANSPORTATION ENGINEERING  
INTEGRITY. EXPERTISE. SOLUTIONS.

---

© COPYRIGHT 2016  
ALL RIGHTS RESERVED.  
THESE DOCUMENTS HAVE BEEN  
PREPARED SPECIFICALLY FOR THIS  
PROJECT ONLY. NO PART OF THIS  
DOCUMENT MAY BE REPRODUCED  
OR DISTRIBUTED IN ANY FORM  
WITHOUT THE PERMISSION OF iiw.  
P.C. ALL INFORMATION IN THIS  
DOCUMENT IS CONSIDERED  
PROPERTY OF iiw P.C.

---

**TRAFFIC CONTROL-IA 64 DETOUR  
GENERAL NOTES AND OVERVIEW**

Project Description  
NORTH JONES STREET STORM SEWER  
REPLACEMENT 2016  
MAQUOKETA, IA

---

Rev	Description	Date	By
1	OWNER REVIEW		
2	BIDDING	10-07-2016	A.J.G.
3	ADDENDUM 1	11-03-2016	A.J.G.
4	PLAN REVISION 1	11-03-2016	A.J.G.
5	PLAN REVISION 2	05-30-2017	A.J.G.

Drawing Issue Information  
Project Mgr: JFW  
Issued For Bidding: 10-07-16  
Issued For Construction: 10-07-16

Drawn By: A.J.G.  
Checked By: JFW

---

Sheet No: **GO.03**  
Project No: 16131